

Figure 7. An observer experiencing TWISTER

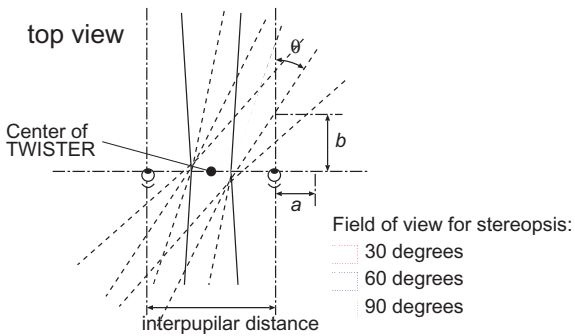


Figure 8. Observable eye positions for a certain stereoscopic FOV.

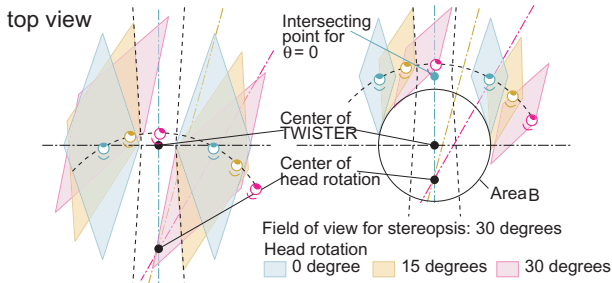


Figure 9. Head rotation and the observable eye positions.

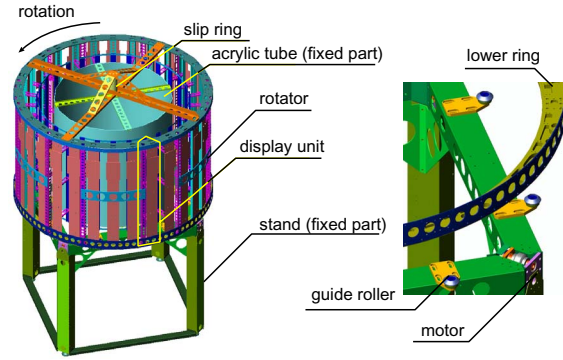


Figure 10. Structure of TWISTER III (Whole part and closer look of the rotator and the rollers).




Figure 11. Actual image presented on TWISTER III(left)/ Diffused (lower) and non-diffused (upper) image(right).




Figure 12. Stereoscopic presentation




Figure 13. Variety of point of view and field of view of left camera (left) and constructed CG panoramic image(right).