



Figure 6: The three test models: the chameleon, the bunny and the dragon head.

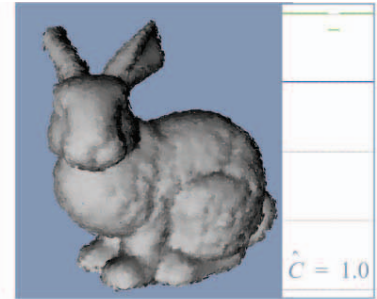


Figure 11: Random noise.




Figure 7: A 56-bit watermark embedded with different modulations (0.001, 0.005, and 0.01).

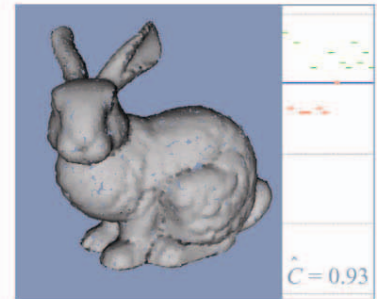


Figure 12: Point reduction (50%).



Figure 8: Patching of a watermarked dragon head: no artifacts at patch boundaries are visible.

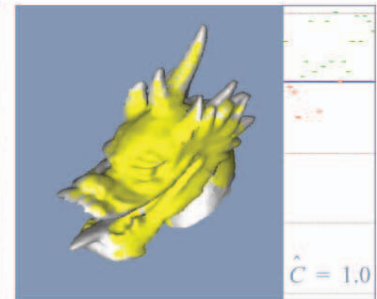


Figure 13: Resampling.




Figure 9: a) Completeness. b) Soundness.



Figure 10: Correlation after n additional marks: a) n = 1. b) n = 5. c) n = 10.

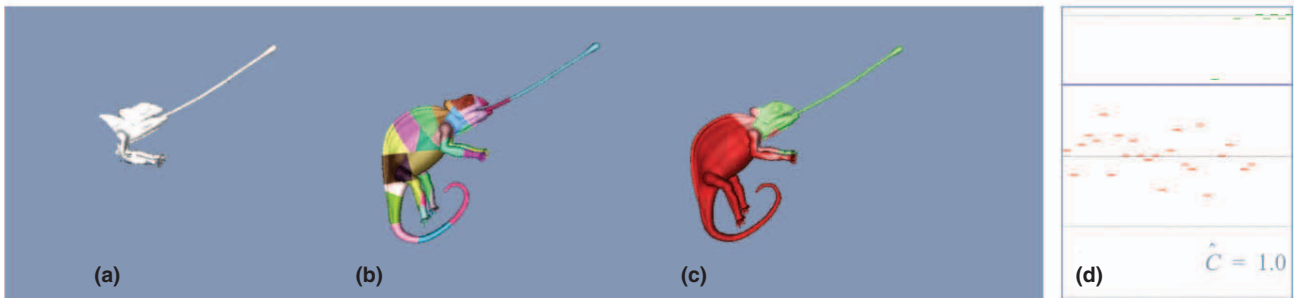


Figure 14: a) Cropped marked model. b) Patching structure. c) Success of extraction of each patch. d) Corresponding correlation values.